







25-10-22

Stage 2B - Price List				
Lot No	Land Area	Land Area	Indicative BAL	Selling Price
	Acres	m ²		\$
86	2.50	10,015	*	239,000
87	2.50	10,001	*	238,000
88	2.50	10,001	*	235,000
89	2.50	10,005	*	229,000
90	2.50	10,004	*	225,000
91	2.50	10,003	*	215,000
92	2.50	10,003	*	215,000
93	2.50	10,001	*	219,000
94	2.50	10,005	*	225,000
95	2.50	10,011	*	229,000
96	2.51	10,048	*	229,000
97	2.51	10,034	*	235,000
98	2.50	10,000	*	235,000
99	2.50	10,007	*	238,000
100	2.50	10,000	*	238,000
101	2.50	10,007	*	238,000
102	2.50	10,012	*	240,000
103	2.50	10,016	*	243,000
104	2.51	10,033	*	245,000
105	2.50	10,004	*	246,000
106	2.50	10,000	*	248,000

Prices & availability are subject to change at any time.

-  This denotes zero BAL but 12.5 recommended.
-  Sold
-  Under Offer
-  On Hold