







18-10-22

Stage 2A - Price List				
Lot No	Land Area	Land Area	Indicative BAL	Selling Price
	Acres	m <sup>2</sup>		\$
1	2.50	10,004	*	280,000
2	2.50	10,000	*	285,000
3	2.50	10,002	*	290,000
4	2.50	10,005	*	295,000
5	2.50	10,008	*	300,000
6	4.60	10,775	*	Display
7	2.50	10,006	*	300,000
8	2.50	10,007	*	295,000
9	2.76	11,053	*	285,000
121	2.51	10,038	12.5	229,000
122	2.50	10,007	29.0	239,000
124	2.50	10,002	29.0	205,000
125	2.50	10,005	29.0	240,000
126	2.50	10,003	29.0	235,000
127	2.50	10,014	29.0	249,000
128	2.50	10,010	12.5	205,000
143	2.51	10,023	12.5	230,000
146	2.51	10,035	*	245,000

Prices & availability are subject to change at any time.

-  \* This denotes zero BAL but 12.5 recommended.
-  Sold
-  Under Offer
-  On Hold